



Beijing Jingneng Clean Energy Co., Limited
北京京

14A.60

2022 6 20	84.68%
68.68%	
14A	
14A.60	14A
	14A

2022 5 30 2022 5 10 2022 5 30 2022 6 20

84.68%

20%

2022 6 20

84.68%

68.68%

14A

1. 2016 4 25	50	2016 4 27		72.68	50	10,000	10,000
		2026 4 26	10				
	1#300	(i)	40	24.5	40		
		(ii)	12				10,000
	86.55						
	61.47						
2. 2016 4 25	200	2016 4 27		289.81	200	10,000	10,000
		2026 4 26	10				
	1	(i)	40	24.5	40		
		(ii)	12				10,000
	468.18						
	330.67						

3.	2016 4 25	2016 4 27 2026 4 26 10	300	(i) 300 (ii) 40	437.02	10,000
				24.5	40	10,000
				12		
				2021 7 25		10,000
				24.5		
			345.89			
			300.52			
4.	2016 4 25	2016 4 27 2026 4 26 10	100	(i) 100 (ii) 40	142.60	10,000
				24.5	40	10,000
				12		
				2021 8 27		10,000
				24.5		
			152.98			
			113.34			

5. 2018 2 11

11

2018 2 12
2027 2 11
9

3.2

14.22

(i)

11

36

3.88%

(ii)

3.88%

10,000

10,000

2017 6 23

11.86

2018 2 1

11.86

21% 19%

2017 6 13

6. 2019 1 28

22 8.76773
2019 1 31
2028 1 30
9

29.94

(i) 36
(ii) 36
3.88%
3.88%
10,000

10,000

2017 6 23

26.89
2018 11 30
26.58

21% 19%
2017 6 13

7. 2019 9 12

47
2019 9 12
2022 9 11
3
A

56.26

(i) 12
(ii) 12
(iii) 47
2
12
8.2%
8.2%
10,000

10,000

2019 7 31

2022 6 13

35

82.16

8. 2020 8 17

2020 9 18
2029 9

100

198

125.74
2020 5 31

104.64

9. 2020 8 17

190
2020 9 18
2029 9 17
9

35

240.86

(i)
(ii)

190

(iii)

2.19

10,000

5

12

36

10,000

2022 3 25

239.58
2020 5 31

40

200.13

- ∞ -

2020 8 17

35

2020 8 17

100%

2020 8 17

10.	2020 11 18	2020 11 26	2023 11 3	319.72	10,000
		2 25 3	300 300	(i) (iii)	
		2	12	1.05	
		2		34	
		2		12	
		2		12	
		2		3.4	
		2			10,000
11.	2021 4 25	2021 4 25	136.06		
		2023 4 24	124		
		2		(i) (ii)	
			8		
			103		
			8		
			12		
					10,000
				2022 6 6	
					103

209.81
2021 2 28
125.23

12. 2021 4 26								
	120	2021 4 26	12	(i)	120	134.60		
		2024 4 25	25	(ii)	12		10,000	
		3			12			10,000
			2.2					
			2022 6 6			25		
								10,000
		132.09						
		2021 2 28						
	128.88							
13. 2021 5 7								
	23.50	2021 5 7	8	(i)	23.5	25.79		
		2023 5 6		(ii)			103	10,000
		2					8	
							12	
								10,000
		79.06						
		2021 2 28						
	24.84							

16. 2021 7 20		2021 7 27			
	200	2024 7 26		200	226.91
		3		(i)	
			12	(ii)	
				12	85
				12	10,000
					10,000
17. 2021 9 17		2021 9 17			
	300	2024 9 16		300	331.08
		3		(i)	
			12	(ii)	
				12	90
				12	10,000
					10,000

2021 7 19
358.04

18. 2021 10 20	2021 10 25	2023 10	(i)	(ii)	38.00	10,000
35	24	2	8	8	35	10,000
	1			12	90	10,000
						10,000

71.65
2021 6 30

51.14

19. 2021 12 27	40	2021 12 29	28	28	(i)	40	45.38	12	12	10,000	10,000
		2024 12 3	3	3	(ii)	12	95	12	12	10,000	
		79.26		2021 10 31							
	57.38										
20. 2022 6 17	160	2022 7 1	3	3	(i)	160	178.89	25	12	10,000	10,000
		2025 6 30	3	3	(ii)	12		12	12		
		169.86		2022 1 31							
	168.24										

3.	2017 6 13	17.68592	2017 8 30	127.88	(i)	10,000	8%	6%	5%
			2026 8 29	89.08	(ii)	36			
			9	0.98	(iii)	36	10%		

2017 6 23 21% 19%

4.	2017 6 13	1.83384	2017 8 30	10.68	(i)	10,000	8%	6%	5%
			2026 8 29	7.68	(ii)	36			
			9	0.1	(iii)	36	10%		

2017 7 28 21% 19%

5. 2017 12 21

3.5

2018 1 26
26

13.65

10. 2020 6 4	7,45030	2020 6 17	59.37	(i)	10,000
	44.32	2029 6 16	44.32	36	
	44.32	9	0.06	(iii)	
			6.5%	6.5%	
		36	(iv)	0.44	
					6.5%
11. 2020 6 4	4,28120	2020 6 17	32.69	(i)	10,000
	23.70	2029 6 16	23.70	36	
	23.70	9	0.03	(iii)	
			6.5%	6.5%	
		36	(iv)	0.24	
					6.5%

2021 11 22

14. 2021 11 22	1150404	2023 6 20							
		2026 6 19	635.66	735.94	12	(i)			
	653.66	3	(ii)	17.08		(iii)			1
				95.25	12				
				(iv)	3.66				

2021 11 22

15. 2021 11 18	9,98028	2022 2 15							
		2031 2 14	25.66	33.30	36	(i)			
	25.66	9	(ii)	0.23		(iii)			10,000
				9.6	36				
					12				

16.	2021 12 20	17.73023	2021 12 24					
			2026 12	61.00	69.92	20	(i)	10,000
		61.00	23	0.04	(iii)		(ii)	
			5	18	(iv)	20		
						12		
						1.65		
	2021 12 20							
	2021 12 22							100%
	2021 12 20							
17.	2021 9 16		2023 7 20		156.50	32	(i)	10,000
			2031 7 19	118.00				
			8	(ii)	6.09	(iii)		
				9	(iv)	32		
						0.45		
						12		

18. 2021 9 16	2023 7 20	933.97	(i)	32	10,000
	2031 7 19	676.00	(ii)		
	8	34.10	(iii)		
				32	12
				(iv)	3.00
19. 2021 9 14	2022 8 20	163.94	(i)	32	10,000
	2030 8 19	126.07	(ii)		
	8	2.00	(iii)		
				32	12
				(iv)	0.45
20. 2021 9 15	2023 7 20	225.90	(i)	32	10,000
	2031 7 19	166.90	(ii)		
	8	8.29	(iii)		
				32	12
				(iv)	0.65

21. 2022 5 11	7.606	2022 6 7	34.26	(i)	20	10,000
	28.60	2027 6 6	28.60	(ii)		
		5	0.03	(iii)	20	
			13		12	

2022 5 11

2022 5 11

95%

2022 5 11

1. 2021 10 22

2021 10 22
2024 6 30 11
3.85%

11

333.44
300.00

2. 2021 12 24

2018 11 2021 5 2021 12 24
2024 12 12
23 3

89.30
89.30
66.5
12
12

3.	2021 12 24	2018 11	2021 5	2021 12 24	2024 12	2024 12 24
		48.27	23	3	12	
		48.26			66.5	12
						12

2022 6 16

2022 6 16

(i)

(ii)

15.78

2020 5 15

2022 12 31

2020 5 15

(i)

(ii)

(1)

(2)

		2022 12 31			500
			(i)		
				(ii)	
			(iii)		
2020 8 5					
		2022 3 9			
31				2022 12	
	2022 12 31			3,000	

2021 12 28

2022 4 24

2021 12 28

(i)

(ii)

2022 1 1 2022 12 31

2022 12 31

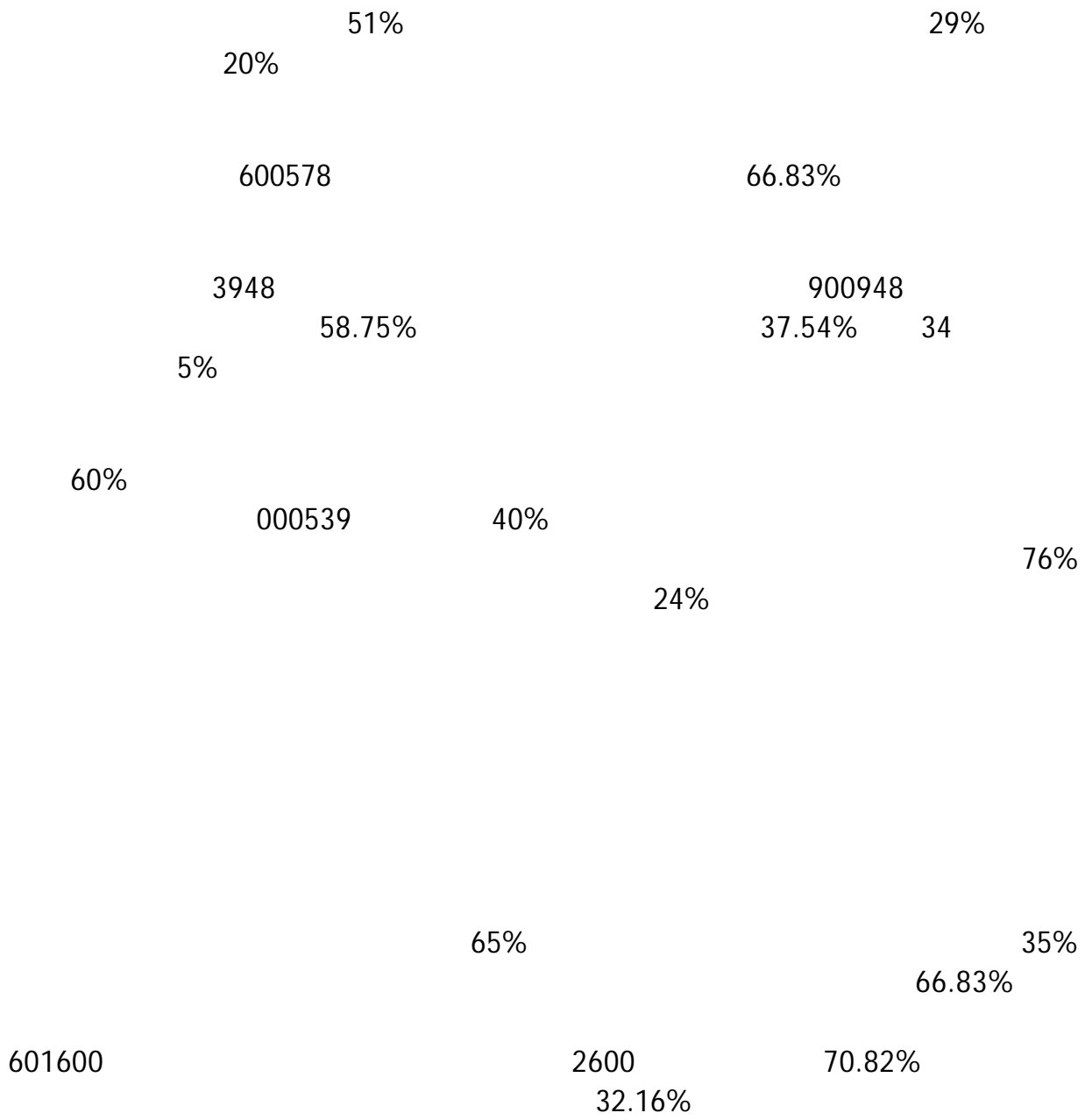
2022 4 24

6 30 12 31

84.68%

15.32%

68.68%



17.96%

5.66%

5.56%

68.75%

31.25%

51%

49%

66.83%

51%

49%

66.83%

90%

10%

48%

KEP US

34%

18%

015760

10%

21% 60% 19%
20% 95% 5% 80%

9.98% 41.30% 17.40% 1.24% 41.30%

30%

30%

66%

34%

66.83%

58.80%

36.97%

4.23%

61%

601169

39%

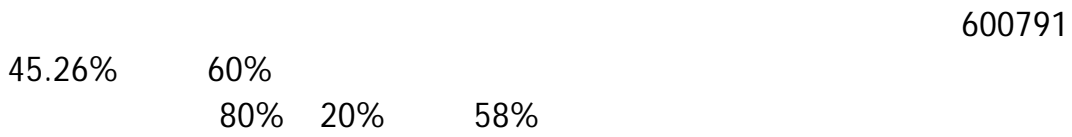

ING BANK N.V.

13.03%

65%

35%

6166



94.52% 42% 25%
2.74% 2.74% 90% 10% 15%
30%

66.83%

21%

60%

19%

80%

20%

95% 5%

21%

60%

19%

20%

95% 5%

80%

63.31%

60%

601101

76.05%

23.95%

40%

99.43%

0.57%

51%

49%

94.68%

95%

40% 30% 30%

5%

686

32%

(i)

(ii)

(iii)

14A

14A

68.68%

14A.60

14A

14A

686

00579

H

84.68%

15.32%

%

2022 6 20

